



When Safety depends on  
the decisions you make



*Powering Business Worldwide*



# Velos



## Velos emergency lighting

The new Velos family of emergency lighting is designed and equipped with technical solutions that make it suitable for a wide range of applications. A complete range of accessories such as the recessed base for false ceiling installations, lateral and back base as well as suspension options allow for a variety of mounting positions.

Together with the choice of ISO and EURO exit sign labels, the Velos LED range is appropriate for emergency lighting requirements in multiple of places such as offices, restaurants, hotels, hospitals and general commercial applications.

# LED Exit Sign

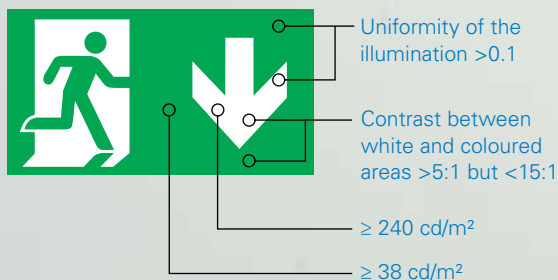






## Velos optimal illumination

New exit sign plate used in Velos converts the high luminance of the LED into an illuminated surface with homogeneous brightness, with luminance of over 38 cd/m<sup>2</sup> on the white surface. As such the escape sign always remains easily recognisable even with poor visibility conditions or in bright surroundings. Velos LEDs illuminate with a high efficiency of more than 112lm/W.



### Photometric requirements for escape sign EN 1838 (1999),

#### Emergency lighting operation:

$L_{min} = 2 \text{ cd/m}^2$  (green surface)  $L_{green} \geq 2 \text{ cd/m}^2$

$L_{white} \geq 10 \text{ cd/m}^2$

$5 \leq L_{white} / L_{green} \leq 15$

#### ISO 30061 (2007), When smoke is prime consideration:

$L_{green} \geq 10 \text{ cd/m}^2$

$L_{white} \geq 50 \text{ cd/m}^2$



**Light Source:**

LED Strip with a lifetime of more than 60.000 hours

24 LEDs producing 140 lumens

**Materials:**

Base and reflector unit in white Polycarbonate

**Operation:**

Maintained, slave and CBS models available

Autonomy from 1h up to 3h

Adjustable brightness function to 50% in mains operation

Functional test button

Telecommand, Inhibition operation

**Installation:**

Maintained, slave and CBS

Autonomy from 1h up to 3h

Adjustable brightness function to 50% in mains operation

Functional test button

Telecommand, Inhibition operation

**Applications:**

Schools, universities, public administration, commercial environments

Hotels, restaurants, meeting rooms, offices, shops, cinemas, theaters, museums

Areas with large heights and long distance view requirements



**Recessed base** for false ceiling recessed applications

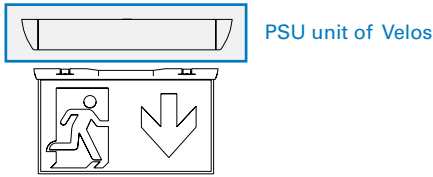


**Flexible joint** for wall installation even in included surfaces



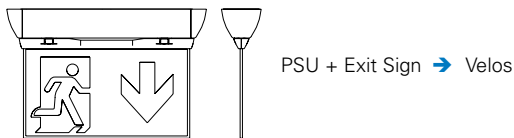
**Rope suspension** for high ceiling applications

# Velos - Technical characteristic & order codes

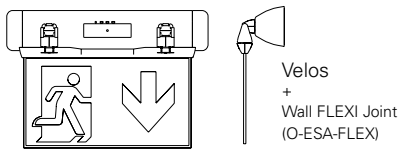


Order code			
O-ESC	Velos PSU 1,5h	1,5h	4VTCs NiCd 1600mA/h
O-ESC-3H	Velos PSU 3h	3h	4VTCs NiCd 1600mA/h
O-ESMAINS	Velos PSU Mains	-	
O-ESM-AT	Velos PSU 1h Autotest	1h	4AA NiMH 1100mA/h
O-ESM-AT-3H	Velos PSU 3h Autotest	3h	4VTCs NiMH 2000mA/h
O-ES-CG-S	Velos PSU MAINS with V-CG-S2	-	-

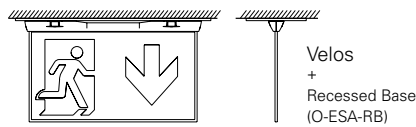
## Ceiling mount



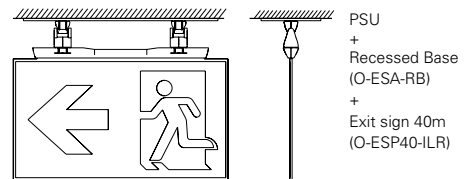
## Wall mount



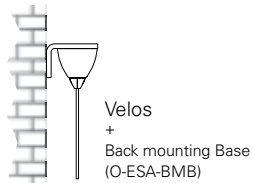
## Recessed (30m)



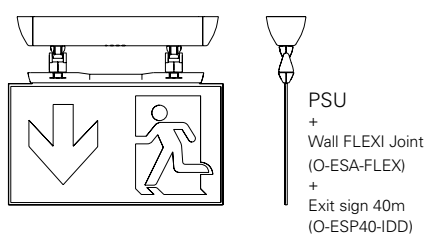
## Recessed (40m)



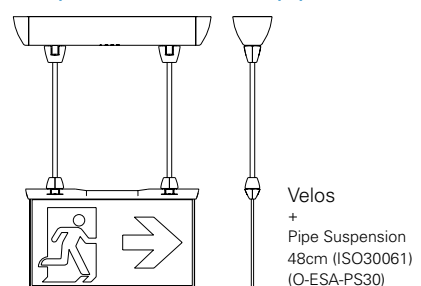
## Back wall mount



## Ceiling mount (40m)



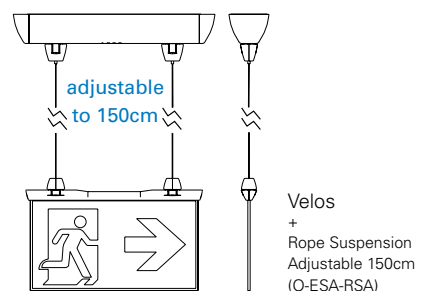
## Suspended with metal pipes



## Lateral mount



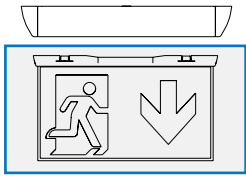
## Suspended with adjustable rope









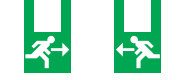














## Accessories






Order code	Description
O-ESA-RB	Velos Recessed base
O-ESA-FLEX	Velos Wall FLEXI Joint
O-ESA-RSA	Velos Rope Suspension adjustable 150cm
O-ESA-RSA-5M	Velos Rope Suspension adjustable 5m
O-ESA-PS30	Velos Pipe Suspension 48cm (ISO30061)
O-ESA-LMB	Velos Lateral Mounting Base
O-ESA-BMB	Velos Back Mounting Base

## Velos - Technical characteristic & order codes



Exit sign of Velos

Order code	Description		Dimensions	
O-ESP-ELR	Velos pictogram EURO LEFT/RIGHT 30m	24 LEDs	288x165	
O-ESP-ED	Velos pictogram EURO DOWN/BLANK 30m	24 LEDs	288x165	
O-ESP-EDD	Velos pictogram EURO DOWN/DOWN 30m	24 LEDs	288x165	
O-ESP-EU	Velos pictogram EURO UP/BLANK 30m	24 LEDs	288x165	
O-ESP-EUU	Velos pictogram EURO UP/UP 30m	24 LEDs	288x165	
O-ESP-E2R	Velos pictogram EURO Lateral to Room	24 LEDs	288x165	
O-ESP-E2W	Velos pictogram EURO Lateral to Wall	24 LEDs	288x165	
O-ESP-ILR	Velos pictogram ISO LEFT/RIGHT 30m	24 LEDs	288x165	
O-ESP-ID	Velos pictogram ISO DOWN/BLANK 30m	24 LEDs	288x165	
O-ESP-IDD	Velos pictogram ISO DOWN/DOWN 30m	24 LEDs	288x165	
O-ESP-IU	Velos pictogram ISO UP/BLANK 30m	24 LEDs	288x165	
O-ESP-IUU	Velos pictogram ISO UP/UP 30m	24 LEDs	288x165	
O-ESP-I2R	Velos pictogram ISO Lateral to Room	24 LEDs	288x165	
O-ESP-I2W	Velos pictogram ISO Lateral to Wall	24 LEDs	288x165	
O-ESP-RUS	Velos pictogram Russian Exit 30m	24 LEDs	288x165	
O-ESP-H	Velos Hydrant pictogram 30m	24 LEDs	288x165	
O-ESP-FHD	Velos Fire hose down 30m	24 LEDs	288x165	
O-ESP-FH-EXT	Velos Fire hose & extinguisher 30m	24 LEDs	288x165	
O-ESP-WIRL	Velos pictogram Wheel ISO LEFT/RIGHT 30m	24 LEDs	288x165	
O-ESP-WIDD	Velos pictogram Wheel ISO DOWN/DOWN 30m	24 LEDs	288x165	

Order code	Description		Dimensions	
O-ESP40-ILR	Velos pictogram ISO LEFT/RIGHT 40m	24 LEDs	370x220	
O-ESP40-IDD	Velos pictogram ISO DOWN/DOWN 40m	24 LEDs	370x220	
O-ESP40-WILR	Velos pictogram Wheel ISO LEFT/RIGHT 40m	24 LEDs	370x220	
O-ESP40-WIDD	Velos pictogram Wheel ISO DOWN/DOWN 40m	24 LEDs	370x220	

At Eaton, we're energized by the challenge of powering a world that demands more. With over 100 years experience in electrical power management, we have the expertise to see beyond today. From groundbreaking products to turnkey design and engineering services, critical industries around the globe count on Eaton.

We power businesses with reliable, efficient and safe electrical power management solutions. Combined with our personal service, support and bold thinking, we are answering tomorrow's needs today. Follow the charge with Eaton.  
Visit [eaton.com/electrical](http://eaton.com/electrical).

**<http://id1.hu/eaton/>**

**Eaton Industries Manufacturing GmbH**

Electrical Sector EMEA  
Route de la Longeraie 7  
1110 Morges, Switzerland  
[Eaton.eu](http://Eaton.eu)

Cooper Univel S.A.  
Thessalonikis 88  
60100 Katerini, Greece

© 2015 Eaton Corporation  
All Rights Reserved  
Printed in Greece  
Publication No. Velos\_leaflet\_2015  
September 2015

Changes to the products, to the information contained in this document, and to prices are reserved; so are errors and omissions. Only order confirmations and technical documentation by Eaton is binding. Photos and pictures also do not warrant a specific layout or functionality. Their use in whatever form is subject to prior approval by Eaton. The same applies to Trademarks (especially Eaton, Moeller, Cutler-Hammer and CEAG). The Terms and Conditions of Eaton apply, as referenced on Eaton Internet pages and Eaton order confirmations.

Eaton is a registered trademark of Eaton Corporation.

All other trademarks are property of their respective owners.



*Powering Business Worldwide*