


Eaton.com

# Protective Devices Miniature Circuit Breakers PL7



Catalog

**EATON**

*Powering Business Worldwide*

SG06511



## Description

- High-quality miniature circuit breakers for commercial and residential applications
- Contact position indicator red - green
- Guide for secure terminal connection
- 3-position DIN rail clip, permits removal from existing busbar system
- Comprehensive range of accessories can be mounted subsequently
- Rated currents up to 63 A
- Tripping characteristics B, C, D
- Rated breaking capacity 10 kA according to IEC/EN 60898-1

SG06211



Rated current $I_n$ (A)	Type Designation	Article No.	Units per package
<b>10 kA, Characteristic B</b>			
<b>1-pole</b>			
1	PL7-B1/1	165052	12/120
1.5	PL7-B1,5/1	165048	12/120
1.6	PL7-B1,6/1	165049	12/120
2	PL7-B2/1	264839	12/120
2.5	PL7-B2,5/1	165053	12/120
3	PL7-B3/1	165055	12/120
3.5	PL7-B3,5/1	165054	12/120
4	PL7-B4/1	264850	12/120
5	PL7-B5/1	165056	12/120
6	PL7-B6/1	262673	12/120
8	PL7-B8/1	165057	12/120
10	PL7-B10/1	262674	12/120
12	PL7-B12/1	165050	12/120
13	PL7-B13/1	262675	12/120
15	PL7-B15/1	165051	12/120
16	PL7-B16/1	262676	12/120
20	PL7-B20/1	262677	12/120
25	PL7-B25/1	262678	12/120
32	PL7-B32/1	262679	12/120
40	PL7-B40/1	262690	12/120
50	PL7-B50/1	262691	12/120
63	PL7-B63/1	262692	12/120

SG06311



Rated current $I_n$ (A)	Type Designation	Article No.	Units per package
<b>1+N-pole</b>			
1	PL7-B1/1N	165214	8/80
1.5	PL7-B1,5/1N	165212	8/80
1.6	PL7-B1,6/1N	165213	8/80
2	PL7-B2/1N	165218	8/80
2.5	PL7-B2,5/1N	165217	8/80
3	PL7-B3/1N	165220	8/80
3.5	PL7-B3,5/1N	165219	8/80
4	PL7-B4/1N	165221	8/80
5	PL7-B5/1N	165222	8/80
6	PL7-B6/1N	262727	8/80
8	PL7-B8/1N	165223	8/80
10	PL7-B10/1N	262728	8/80
12	PL7-B12/1N	165215	8/80
13	PL7-B13/1N	262729	8/80
15	PL7-B15/1N	165216	8/80
16	PL7-B16/1N	262740	8/80
20	PL7-B20/1N	262741	8/80
25	PL7-B25/1N	262742	8/80
32	PL7-B32/1N	262743	8/80

SG06411



Rated current $I_n$ (A)	Type Designation	Article No.	Units per package
<b>2-pole</b>			
1	PL7-B1/2	165079	6/60
1.5	PL7-B1,5/2	165077	6/60
1.6	PL7-B1,6/2	165078	6/60
2	PL7-B2/2	165083	6/60
2.5	PL7-B2,5/2	165082	6/60
3	PL7-B3/2	165085	6/60
3.5	PL7-B3,5/2	165084	6/60
4	PL7-B4/2	165086	6/60
5	PL7-B5/2	165087	6/60
6	PL7-B6/2	262761	6/60
8	PL7-B8/2	165088	6/60
10	PL7-B10/2	262762	6/60
12	PL7-B12/2	165080	6/60
13	PL7-B13/2	262764	6/60
15	PL7-B15/2	165081	6/60
16	PL7-B16/2	262765	6/60
20	PL7-B20/2	262766	6/60
25	PL7-B25/2	262767	6/60
32	PL7-B32/2	262768	6/60
40	PL7-B40/2	262769	6/60
50	PL7-B50/2	263350	6/60
63	PL7-B63/2	263351	6/60

SG06511



Rated current $I_n$ (A)	Type Designation	Article No.	Units per package
<b>3-pole</b>			
1	PL7-B1/3	165112	4/40
1.5	PL7-B1,5/3	165110	4/40
1.6	PL7-B1,6/3	165111	4/40
2	PL7-B2/3	165116	4/40
2.5	PL7-B2,5/3	165115	4/40
3	PL7-B3/3	165118	4/40
3.5	PL7-B3,5/3	165117	4/40
4	PL7-B4/3	116709	4/40
5	PL7-B5/3	165119	4/40
6	PL7-B6/3	263386	4/40
8	PL7-B8/3	165120	4/40
10	PL7-B10/3	263387	4/40
12	PL7-B12/3	165113	4/40
13	PL7-B13/3	263388	4/40
15	PL7-B15/3	165114	4/40
16	PL7-B16/3	263389	4/40
20	PL7-B20/3	263390	4/40
25	PL7-B25/3	263391	4/40
32	PL7-B32/3	263392	4/40
40	PL7-B40/3	263393	4/40
50	PL7-B50/3	263400	4/40
63	PL7-B63/3	263401	4/40

# 1.4

## Protective Devices

xPole

### Miniature Circuit Breakers PL7

SG06711



Rated current $I_n$ (A)	Type Designation	Article No.	Units per package
<b>3+N-pole</b>			
1	PL7-B1/3N	165251	3/30
1.5	PL7-B1,5/3N	165249	3/30
1.6	PL7-B1,6/3N	165250	3/30
2	PL7-B2/3N	165255	3/30
2.5	PL7-B2,5/3N	165254	3/30
3	PL7-B3/3N	165257	3/30
3.5	PL7-B3,5/3N	165256	3/30
4	PL7-B4/3N	165258	3/30
5	PL7-B5/3N	165259	3/30
6	PL7-B6/3N	263982	3/30
8	PL7-B8/3N	165260	3/30
10	PL7-B10/3N	263983	3/30
12	PL7-B12/3N	165252	3/30
13	PL7-B13/3N	263984	3/30
15	PL7-B15/3N	165253	3/30
16	PL7-B16/3N	263985	3/30
20	PL7-B20/3N	263986	3/30
25	PL7-B25/3N	263987	3/30
32	PL7-B32/3N	263988	3/30
40	PL7-B40/3N	263989	3/30
50	PL7-B50/3N	263990	3/30
63	PL7-B63/3N	263991	3/30

SG06611



Rated current $I_n$ (A)	Type Designation	Article No.	Units per package
<b>4-pole</b>			
1	PL7-B1/4	165146	3/30
1.5	PL7-B1,5/4	165144	3/30
1.6	PL7-B1,6/4	165145	3/30
2	PL7-B2/4	165153	3/30
2.5	PL7-B2,5/4	165152	3/30
3	PL7-B3/4	165157	3/30
3.5	PL7-B3,5/4	165156	3/30
4	PL7-B4/4	165159	3/30
5	PL7-B5/4	165161	3/30
6	PL7-B6/4	165163	3/30
8	PL7-B8/4	165165	3/30
10	PL7-B10/4	165147	3/30
12	PL7-B12/4	165148	3/30
13	PL7-B13/4	165149	3/30
15	PL7-B15/4	165150	3/30
16	PL7-B16/4	165151	3/30
20	PL7-B20/4	165154	3/30
25	PL7-B25/4	165155	3/30
32	PL7-B32/4	165158	3/30
40	PL7-B40/4	165160	3/30
50	PL7-B50/4	165162	3/30
63	PL7-B63/4	165164	3/30

Rated current $I_n$ (A)	Type Designation	Article No.	Units per package
----------------------------	---------------------	-------------	----------------------

**10 kA, Characteristic C**

SG06211



**1-pole**

0.16	PL7-C0.16/1	262693	12/120
0.25	PL7-C0,25/1	262694	12/120
0.5	PL7-C0,5/1	262695	12/120
0.75	PL7-C0,75/1	262696	12/120
1	PL7-C1/1	262697	12/120
1.5	PL7-C1,5/1	165058	12/120
1.6	PL7-C1,6/1	262698	12/120
2	PL7-C2/1	262699	12/120
2.5	PL7-C2,5/1	165061	12/120
3	PL7-C3/1	165063	12/120
3.5	PL7-C3,5/1	165062	12/120
4	PL7-C4/1	262700	12/120
5	PL7-C5/1	165064	12/120
6	PL7-C6/1	262701	12/120
8	PL7-C8/1	165065	12/120
10	PL7-C10/1	262702	12/120
12	PL7-C12/1	165059	12/120
13	PL7-C13/1	262703	12/120
15	PL7-C15/1	165060	12/120
16	PL7-C16/1	262704	12/120
20	PL7-C20/1	262705	12/120
25	PL7-C25/1	262706	12/120
32	PL7-C32/1	262707	12/120
40	PL7-C40/1	262708	12/120
50	PL7-C50/1	262709	12/120
63	PL7-C63/1	262710	12/120

SG06311



**1+N-pole**

0.16	PL7-C0.16/1N	165224	8/80
0.25	PL7-C0,25/1N	165225	8/80
0.5	PL7-C0,5/1N	165226	8/80
0.75	PL7-C0,75/1N	165227	8/80
1	PL7-C1/1N	165230	8/80
1.5	PL7-C1,5/1N	165228	8/80
1.6	PL7-C1,6/1N	165229	8/80
2	PL7-C2/1N	262744	8/80
2.5	PL7-C2,5/1N	165233	8/80
3	PL7-C3/1N	165235	8/80
3.5	PL7-C3,5/1N	165234	8/80
4	PL7-C4/1N	262745	8/80
5	PL7-C5/1N	165236	8/80
6	PL7-C6/1N	262746	8/80
8	PL7-C8/1N	165237	8/80
10	PL7-C10/1N	262747	8/80
12	PL7-C12/1N	165231	8/80
13	PL7-C13/1N	262748	8/80
15	PL7-C15/1N	165232	8/80
16	PL7-C16/1N	262749	8/80
20	PL7-C20/1N	262750	8/80
25	PL7-C25/1N	262751	8/80
32	PL7-C32/1N	262752	8/80

# 1.6

## Protective Devices

xPole

### Miniature Circuit Breakers PL7

SG06411



Rated current $I_n$ (A)	Type Designation	Article No.	Units per package
<b>2-pole</b>			
0.16	PL7-C0.16/2	165089	6/60
0.25	PL7-C0.25/2	165090	6/60
0.5	PL7-C0.5/2	263352	6/60
0.75	PL7-C0.75/2	165091	6/60
1	PL7-C1/2	263353	6/60
1.5	PL7-C1.5/2	165092	6/60
1.6	PL7-C1.6/2	165093	6/60
2	PL7-C2/2	263354	6/60
2.5	PL7-C2.5/2	165096	6/60
3	PL7-C3/2	165098	6/60
3.5	PL7-C3.5/2	165097	6/60
4	PL7-C4/2	263355	6/60
5	PL7-C5/2	165099	6/60
6	PL7-C6/2	263356	6/60
8	PL7-C8/2	165100	6/60
10	PL7-C10/2	263357	6/60
12	PL7-C12/2	165094	6/60
13	PL7-C13/2	263358	6/60
15	PL7-C15/2	165095	6/60
16	PL7-C16/2	263359	6/60
20	PL7-C20/2	263360	6/60
25	PL7-C25/2	263361	6/60
32	PL7-C32/2	263362	6/60
40	PL7-C40/2	263363	6/60
50	PL7-C50/2	263364	6/60
63	PL7-C63/2	263365	6/60

SG06511



Rated current $I_n$ (A)	Type Designation	Article No.	Units per package
<b>3-pole</b>			
0.16	PL7-C0.16/3	165121	4/40
0.25	PL7-C0.25/3	165122	4/40
0.5	PL7-C0.5/3	263402	4/40
0.75	PL7-C0.75/3	165123	4/40
1	PL7-C1/3	263403	4/40
1.5	PL7-C1.5/3	165124	4/40
1.6	PL7-C1.6/3	165125	4/40
2	PL7-C2/3	263404	4/40
2.5	PL7-C2.5/3	165128	4/40
3	PL7-C3/3	165130	4/40
3.5	PL7-C3.5/3	165129	4/40
4	PL7-C4/3	263405	4/40
5	PL7-C5/3	165131	4/40
6	PL7-C6/3	263406	4/40
8	PL7-C8/3	165132	4/40
10	PL7-C10/3	263407	4/40
12	PL7-C12/3	165126	4/40
13	PL7-C13/3	263408	4/40
15	PL7-C15/3	165127	4/40
16	PL7-C16/3	263409	4/40
20	PL7-C20/3	263410	4/40
25	PL7-C25/3	263411	4/40
32	PL7-C32/3	263412	4/40
40	PL7-C40/3	263413	4/40
50	PL7-C50/3	263414	4/40
63	PL7-C63/3	263415	4/40

SG06711



Rated current $I_n$ (A)	Type Designation	Article No.	Units per package
<b>3+N-pole</b>			
0.16	PL7-C0.16/3N	165261	3/30
0.25	PL7-C0.25/3N	165262	3/30
0.5	PL7-C0.5/3N	165263	3/30
0.75	PL7-C0.75/3N	165264	3/30
1	PL7-C1/3N	165267	3/30
1.5	PL7-C1.5/3N	165265	3/30
1.6	PL7-C1.6/3N	165266	3/30
2	PL7-C2/3N	165271	3/30
2.5	PL7-C2.5/3N	165270	3/30
3	PL7-C3/3N	165273	3/30
3.5	PL7-C3.5/3N	165272	3/30
4	PL7-C4/3N	165274	3/30
5	PL7-C5/3N	165275	3/30
6	PL7-C6/3N	263992	3/30
8	PL7-C8/3N	165276	3/30
10	PL7-C10/3N	263993	3/30
12	PL7-C12/3N	165268	3/30
13	PL7-C13/3N	263994	3/30
15	PL7-C15/3N	165269	3/30
16	PL7-C16/3N	263995	3/30
20	PL7-C20/3N	263996	3/30
25	PL7-C25/3N	263997	3/30
32	PL7-C32/3N	263998	3/30
40	PL7-C40/3N	263999	3/30
50	PL7-C50/3N	264000	3/30
63	PL7-C63/3N	264001	3/30

SG06611



Rated current $I_n$ (A)	Type Designation	Article No.	Units per package
<b>4-pole</b>			
0.16	PL7-C0.16/4	165166	3/30
0.25	PL7-C0.25/4	165167	3/30
0.5	PL7-C0.5/4	165168	3/30
0.75	PL7-C0.75/4	165169	3/30
1	PL7-C1/4	165172	3/30
1.5	PL7-C1.5/4	165170	3/30
1.6	PL7-C1.6/4	165171	3/30
2	PL7-C2/4	165178	3/30
2.5	PL7-C2.5/4	165177	3/30
3	PL7-C3/4	165182	3/30
3.5	PL7-C3.5/4	165181	3/30
4	PL7-C4/4	165184	3/30
5	PL7-C5/4	165186	3/30
6	PL7-C6/4	165188	3/30
8	PL7-C8/4	165190	3/30
10	PL7-C10/4	165173	3/30
12	PL7-C12/4	165174	3/30
13	PL7-C13/4	165175	3/30
15	PL7-C15/4	165176	3/30
16	PL7-C16/4	107329	3/30
20	PL7-C20/4	165179	3/30
25	PL7-C25/4	165180	3/30
32	PL7-C32/4	165183	3/30
40	PL7-C40/4	165185	3/30
50	PL7-C50/4	165187	3/30
63	PL7-C63/4	165189	3/30



SG06211



Rated current $I_n$ (A)	Type Designation	Article No.	Units per package
<b>10 kA, Characteristic D</b>			
<b>1-pole</b>			
0.5	PL7-D0,5/1	165066	12/120
1	PL7-D1/1	165071	12/120
1.5	PL7-D1,5/1	165067	12/120
1.6	PL7-D1,6/1	165068	12/120
2	PL7-D2/1	262711	12/120
2.5	PL7-D2,5/1	165072	12/120
3	PL7-D3/1	165074	12/120
3.5	PL7-D3,5/1	165073	12/120
4	PL7-D4/1	262712	12/120
5	PL7-D5/1	165075	12/120
6	PL7-D6/1	262713	12/120
8	PL7-D8/1	165076	12/120
10	PL7-D10/1	262714	12/120
12	PL7-D12/1	165069	12/120
13	PL7-D13/1	262715	12/120
15	PL7-D15/1	165070	12/120
16	PL7-D16/1	262716	12/120
20	PL7-D20/1	262717	12/120
25	PL7-D25/1	262718	12/120
32	PL7-D32/1	262719	12/120
40	PL7-D40/1	262720	12/120

SG06311



<b>1+N-pole</b>			
0.5	PL7-D0,5/1N	165238	8/80
1	PL7-D1/1N	165241	8/80
1.5	PL7-D1,5/1N	165239	8/80
1.6	PL7-D1,6/1N	165240	8/80
2	PL7-D2/1N	262753	8/80
2.5	PL7-D2,5/1N	165244	8/80
3	PL7-D3/1N	165246	8/80
3.5	PL7-D3,5/1N	165245	8/80
4	PL7-D4/1N	262754	8/80
5	PL7-D5/1N	165247	8/80
6	PL7-D6/1N	262755	8/80
8	PL7-D8/1N	165248	8/80
10	PL7-D10/1N	262756	8/80
12	PL7-D12/1N	165242	8/80
13	PL7-D13/1N	262757	8/80
15	PL7-D15/1N	165243	8/80
16	PL7-D16/1N	262758	8/80
20	PL7-D20/1N	262759	8/80
25	PL7-D25/1N	262760	8/80

SG06411



Rated current $I_n$ (A)	Type Designation	Article No.	Units per package
<b>2-pole</b>			
0.5	PL7-D0,5/2	165101	6/60
1	PL7-D1/2	108184	6/60
1.5	PL7-D1,5/2	165102	6/60
1.6	PL7-D1,6/2	165103	6/60
2	PL7-D2/2	263366	6/60
2.5	PL7-D2,5/2	165106	6/60
3	PL7-D3/2	108185	6/60
3.5	PL7-D3,5/2	165107	6/60
4	PL7-D4/2	263367	6/60
5	PL7-D5/2	165108	6/60
6	PL7-D6/2	263368	6/60
8	PL7-D8/2	165109	6/60
10	PL7-D10/2	263369	6/60
12	PL7-D12/2	165104	6/60
13	PL7-D13/2	263380	6/60
15	PL7-D15/2	165105	6/60
16	PL7-D16/2	263381	6/60
20	PL7-D20/2	263382	6/60
25	PL7-D25/2	263383	6/60
32	PL7-D32/2	263384	6/60
40	PL7-D40/2	263385	6/60

SG06411



Rated current $I_n$ (A)	Type Designation	Article No.	Units per package
<b>2-pole</b>			
0.5	PL7-D0,5/2	165101	6/60
1	PL7-D1/2	108184	6/60
1.5	PL7-D1,5/2	165102	6/60
1.6	PL7-D1,6/2	165103	6/60
2	PL7-D2/2	263366	6/60
2.5	PL7-D2,5/2	165106	6/60
3	PL7-D3/2	108185	6/60
3.5	PL7-D3,5/2	165107	6/60
4	PL7-D4/2	263367	6/60
5	PL7-D5/2	165108	6/60
6	PL7-D6/2	263368	6/60
8	PL7-D8/2	165109	6/60
10	PL7-D10/2	263369	6/60
12	PL7-D12/2	165104	6/60
13	PL7-D13/2	263380	6/60
15	PL7-D15/2	165105	6/60
16	PL7-D16/2	263381	6/60
20	PL7-D20/2	263382	6/60
25	PL7-D25/2	263383	6/60
32	PL7-D32/2	263384	6/60
40	PL7-D40/2	263385	6/60

### Miniature Circuit Breakers PL7

SG06511



Rated current $I_n$ (A)	Type Designation	Article No.	Units per package
<b>3-pole</b>			
0.5	PL7-D0,5/3	165133	4/40
1	PL7-D1/3	165136	4/40
1.5	PL7-D1,5/3	165134	4/40
1.6	PL7-D1,6/3	165135	4/40
2	PL7-D2/3	263416	4/40
2.5	PL7-D2,5/3	165139	4/40
3	PL7-D3/3	165141	4/40
3.5	PL7-D3,5/3	165140	4/40
4	PL7-D4/3	263417	4/40
5	PL7-D5/3	165142	4/40
6	PL7-D6/3	263418	4/40
8	PL7-D8/3	165143	4/40
10	PL7-D10/3	263419	4/40
12	PL7-D12/3	165137	4/40
13	PL7-D13/3	263420	4/40
15	PL7-D15/3	165138	4/40
16	PL7-D16/3	263421	4/40
20	PL7-D20/3	263422	4/40
25	PL7-D25/3	263423	4/40
32	PL7-D32/3	263424	4/40
40	PL7-D40/3	263425	4/40

SG06711



Rated current $I_n$ (A)	Type Designation	Article No.	Units per package
<b>3+N-pole</b>			
0.5	PL7-D0,5/3N	165277	3/30
1	PL7-D1/3N	165280	3/30
1.5	PL7-D1,5/3N	165278	3/30
1.6	PL7-D1,6/3N	165279	3/30
2	PL7-D2/3N	165284	3/30
2.5	PL7-D2,5/3N	165283	3/30
3	PL7-D3/3N	165286	3/30
3.5	PL7-D3,5/3N	165285	3/30
4	PL7-D4/3N	165287	3/30
5	PL7-D5/3N	165288	3/30
6	PL7-D6/3N	264002	3/30
8	PL7-D8/3N	165289	3/30
10	PL7-D10/3N	264003	3/30
12	PL7-D12/3N	165281	3/30
13	PL7-D13/3N	264004	3/30
15	PL7-D15/3N	165282	3/30
16	PL7-D16/3N	264005	3/30
20	PL7-D20/3N	264006	3/30
25	PL7-D25/3N	264007	3/30
32	PL7-D32/3N	264008	3/30
40	PL7-D40/3N	264009	3/30

SG06611



Rated current $I_n$ (A)	Type Designation	Article No.	Units per package
<b>4-pole</b>			
0.5	PL7-D0,5/4	165191	3/30
1	PL7-D1/4	165194	3/30
1.5	PL7-D1,5/4	165192	3/30
1.6	PL7-D1,6/4	165193	3/30
2	PL7-D2/4	165201	3/30
2.5	PL7-D2,5/4	165200	3/30
3	PL7-D3/4	165205	3/30
3.5	PL7-D3,5/4	165204	3/30
4	PL7-D4/4	165207	3/30
5	PL7-D5/4	165209	3/30
6	PL7-D6/4	165210	3/30
8	PL7-D8/4	165211	3/30
10	PL7-D10/4	165195	3/30
12	PL7-D12/4	165196	3/30
13	PL7-D13/4	165197	3/30
15	PL7-D15/4	165198	3/30
16	PL7-D16/4	165199	3/30
20	PL7-D20/4	165202	3/30
25	PL7-D25/4	165203	3/30
32	PL7-D32/4	165206	3/30
40	PL7-D40/4	165208	3/30

## Specifications | Miniature Circuit Breakers PL7

### Description

- High selectivity between MCB and back-up fuse due to low let-through energy
- Compatible with standard busbar
- Twin-purpose terminal (lift/open-mouthed) above and below
- Busbar positioning optionally above or below
- Meets the requirements of insulation co-ordination, distance between contacts  $\geq 4$  mm, for secure isolation
- Suitable for applications up to 48 V DC (use PL7-DC for higher DC voltages)

### Accessories:

Auxiliary switch for subsequent installation	ZP-IHK	286052
	ZP-WHK	286053
Tripping signal switch for subsequent installation	ZP-NHK	248437
Remote control and automatic switching device	Z-FW/LP	248296
Shunt trip release	ZP-ASA/..	248438, 248439
Undervoltage release	Z-USA/..	248288-248291
Additional terminal 35 mm <sup>2</sup>	BB-UL-TEPA/35	169823
Switching interlock	Z-IS/SPE-1TE	274418

## Technical Data

### PL7

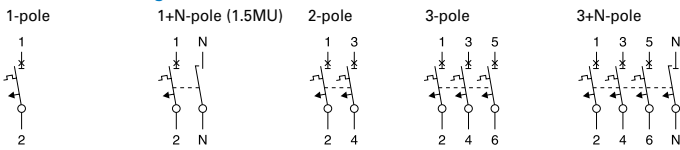
#### Electrical

Design according to		IEC/EN 60898-1
Current test marks as printed onto the device		
Rated voltage	$U_n$	AC: 230/400 V DC: 48 V (per pole, max. 2 poles)
Rated frequency		50/60 Hz
Rated breaking capacity according to IEC/EN 60898-1	$I_{cn}$	10 kA
Characteristic		B, C, D
Back-up fuse		max. 125 A gL
Selectivity class		3
Rated impulse withstand voltage	$U_{imp}$	4 kV (1.2/50 $\mu$ s)
Endurance		
electrical components		$\geq 10,000$ switching operations
mechanical components		$\geq 20,000$ switching operations
Line voltage connection		at will (above/below)

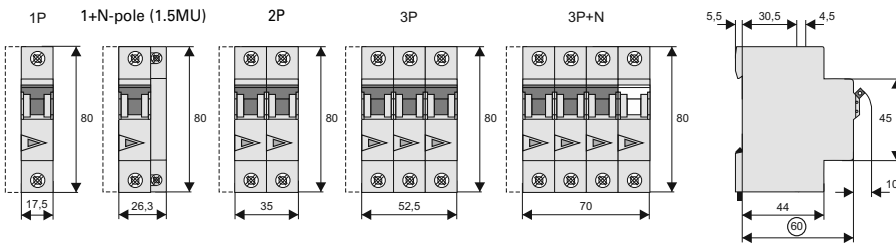
#### Mechanical

Frame size		45 mm
Device height		80 mm
Device width		17.5 mm per pole (1MU) 26.3 mm: device 1P+N (1.5MU)
Mounting		quick fastening with 3 lock-in positions on DIN rail IEC/EN 60715
Degree of protection		IP20
Upper and lower terminals		open-mouthed/lift terminals
Terminal protection		finger and hand touch safe, DGUV VS3, EN 50274
Terminal capacity		1-25 mm <sup>2</sup>
(1p+N, 1,5TE)		1-25 mm <sup>2</sup> / 1-2x10 mm <sup>2</sup> (N)
Terminal torque		2-2.4 Nm
(1p+N, 1,5TE)		2-2.4 Nm / 1.2-1.5 Nm (N)
Busbar thickness		0.8 - 2 mm (except N 0.5MU)
Mounting		independent of position
Operation temperature		-25°C to +75°C
Storage- and transport temperature		-40°C up to +75°C

Connection diagrams

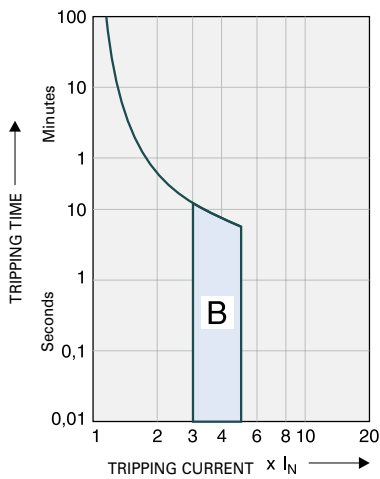


Dimensions (mm)

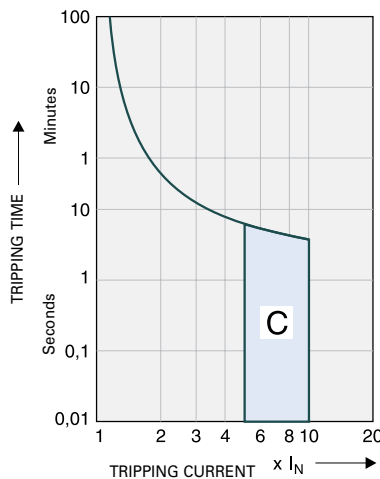


Tripping Characteristics (IEC/EN 60898-1)

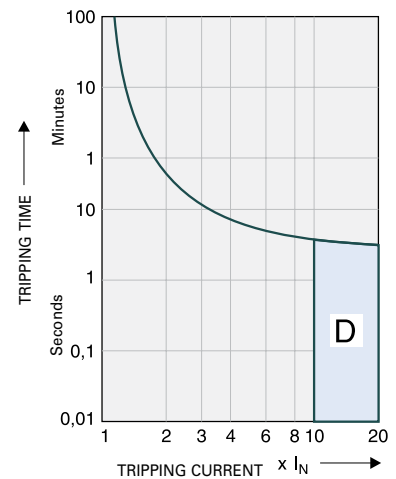
Tripping characteristic B



Tripping characteristic C



Tripping characteristic D



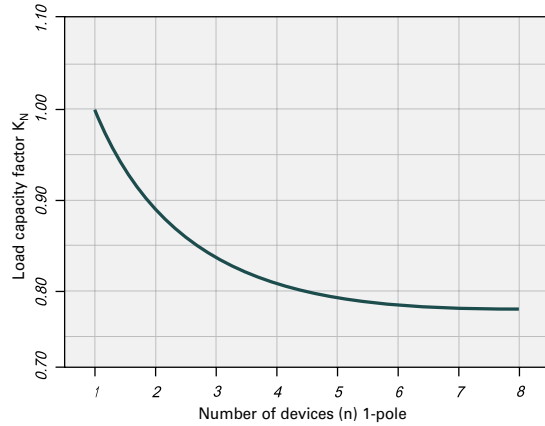
Quick-acting (B), slow (C), very slow (D)

#### Effect of the Ambient Temperature on Thermal Tripping Behaviour

Adjusted rated current values according to the ambient temperature

I <sub>n</sub> [A]	Ambient temperature T [°C]															
	-25	-20	-10	0	10	20	30	35	40	45	50	55	60	65	70	75
0.16	0.20	0.19	0.19	0.18	0.17	0.17	0.16	0.16	0.15	0.15	0.15	0.14	0.14	0.14	0.14	0.13
0.25	0.31	0.30	0.29	0.28	0.27	0.26	0.25	0.25	0.24	0.24	0.23	0.23	0.22	0.22	0.21	0.21
0.5	0.61	0.60	0.58	0.56	0.54	0.52	0.50	0.49	0.48	0.47	0.46	0.45	0.44	0.43	0.42	0.41
0.75	0.92	0.90	0.87	0.84	0.81	0.78	0.75	0.74	0.73	0.71	0.69	0.68	0.66	0.65	0.64	0.62
1	1.2	1.2	1.2	1.1	1.1	1.0	1.0	0.99	0.97	0.95	0.93	0.90	0.89	0.87	0.85	0.83
1.5	1.8	1.8	1.7	1.7	1.6	1.6	1.5	1.5	1.5	1.4	1.4	1.4	1.3	1.3	1.3	1.2
1.6	2.0	1.9	1.9	1.8	1.7	1.7	1.6	1.6	1.5	1.5	1.5	1.4	1.4	1.4	1.4	1.3
2	2.4	2.4	2.3	2.2	2.2	2.1	2.0	2.0	1.9	1.9	1.9	1.8	1.8	1.7	1.7	1.7
2.5	3.1	3.0	2.9	2.8	2.7	2.6	2.5	2.5	2.4	2.4	2.3	2.3	2.2	2.2	2.1	2.1
3	3.7	3.6	3.5	3.4	3.3	3.1	3.0	3.0	2.9	2.8	2.8	2.7	2.7	2.6	2.5	2.5
3.5	4.3	4.2	4.1	3.9	3.8	3.7	3.5	3.4	3.4	3.3	3.2	3.2	3.1	3.0	3.0	2.9
4	4.9	4.8	4.7	4.5	4.3	4.2	4.0	3.9	3.9	3.8	3.7	3.6	3.5	3.5	3.4	3.3
5	6.1	6.0	5.8	5.6	5.4	5.2	5.0	4.9	4.8	4.7	4.6	4.5	4.4	4.3	4.2	4.1
6	7.3	7.2	7.0	6.7	6.5	6.3	6.0	5.9	5.8	5.7	5.6	5.4	5.3	5.2	5.1	5.0
8	9.8	9.6	9.3	9.0	8.7	8.4	8.0	7.9	7.7	7.6	7.4	7.2	7.1	6.9	6.8	6.6
10	12	12	12	11	11	10	10	9.9	9.7	9.5	9.3	9.0	8.9	8.7	8.5	8.3
12	15	14	14	13	13	13	12	12	12	11	11	11	11	10	10	10
13	16	16	15	15	14	14	13	13	13	12	12	12	12	11	11	11
15	18	18	17	17	16	16	15	15	15	14	14	14	13	13	13	12
16	20	19	19	18	17	17	16	16	15	15	15	14	14	14	14	13
20	24	24	23	22	22	21	20	20	19	19	19	18	18	17	17	17
25	31	30	29	28	27	26	25	25	24	24	23	23	22	22	21	21
32	39	38	37	36	35	33	32	32	31	30	30	29	28	28	27	26
40	49	48	47	45	43	42	40	39	39	38	37	36	35	35	34	33
50	61	60	58	56	54	52	50	49	48	47	46	45	44	43	42	41
63	77	76	73	71	68	66	63	62	61	60	58	57	56	55	53	52

#### Load Capacity of Series Connected Miniature Circuit Breakers



#### Effect of Power Frequency

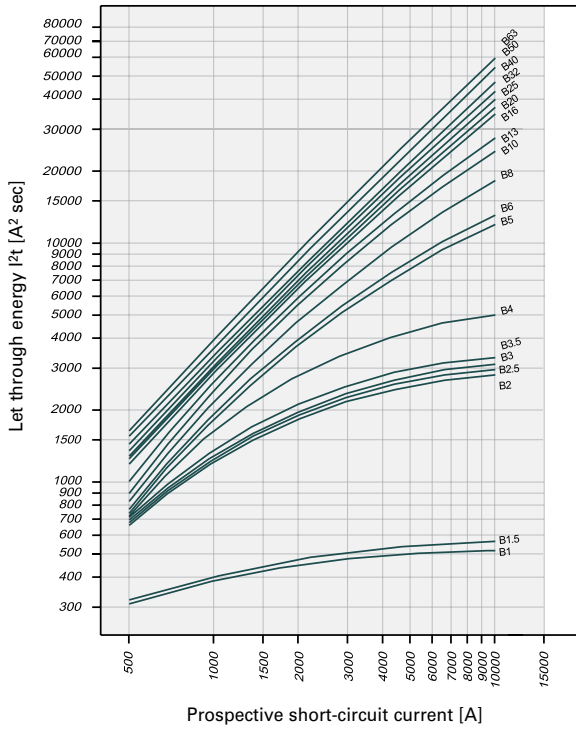
Effect of power frequency on the tripping behaviour I<sub>MA</sub> of the quick release

I <sub>MA</sub> (f)/I <sub>MA</sub> (50 Hz) [%]	Power frequency f [Hz]						
	16 <sup>2/3</sup>	50	60	100	200	300	400
	91	100	101	106	115	134	141

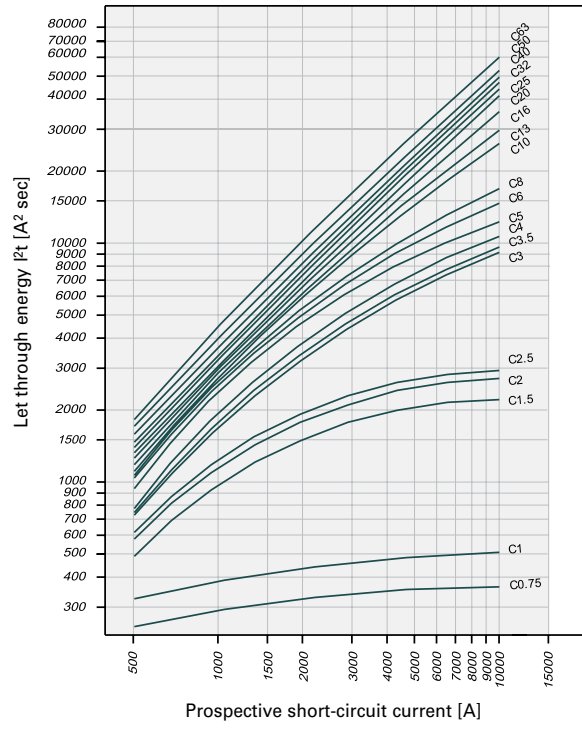
The use of the products in networks with other frequencies than 50/60 Hz is in the customer's responsibility.

Let-through Energy PL7

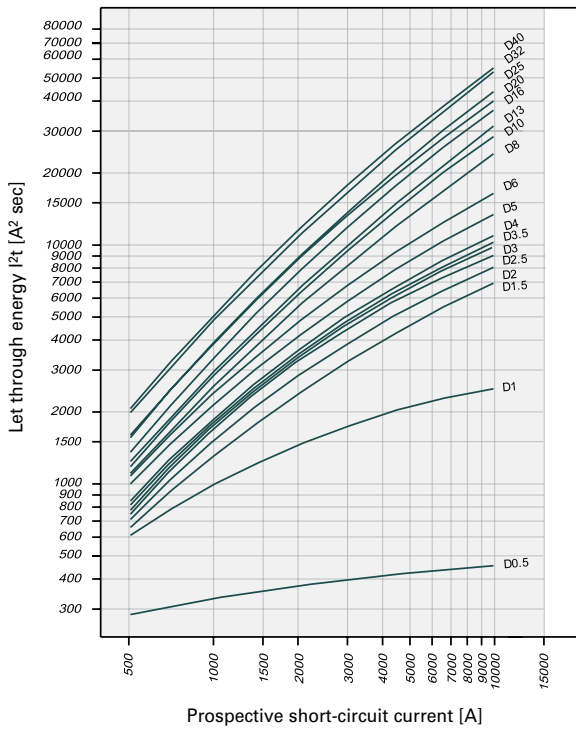
Let-through Energy PL7, Characteristic B, 1-pole



Let-through Energy PL7, Characteristic C, 1-pole



Let-through Energy PL7, Characteristic D, 1-pole

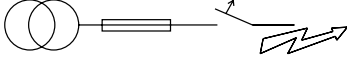




### Short-circuit Selectivity PL7 towards DII-DIV fuse link

In case of short-circuit, there is selectivity between the miniature circuit breakers PL7 and the upstream fuses up to the specified values of the selectivity limit current  $I_s$  [kA] (i. e. in case of short-circuit currents  $I_{sc}$  under  $I_s$  only the MCB will trip, in case of short-circuit currents above this value both protective devices will respond).

\*) basically in accordance with EN 60898-1 D.5.2.b



Short-circuit selectivity **Characteristic B** towards fuse link **DII-DIV\***)

PL7	DII-DIV gL/gG								
$I_n$ [A]	10	16	20	25	35	50	63	80	100
2	<0.5 <sup>1)</sup>	<0.5 <sup>1)</sup>	0.8	1.6	10.0 <sup>2)</sup>	10.0 <sup>2)</sup>	10.0 <sup>2)</sup>	10.0 <sup>2)</sup>	10.0 <sup>2)</sup>
4	<0.5 <sup>1)</sup>	<0.5 <sup>1)</sup>	0.6	1.0	3.6	10.0 <sup>2)</sup>	10.0 <sup>2)</sup>	10.0 <sup>2)</sup>	10.0 <sup>2)</sup>
5	<0.5 <sup>1)</sup>	<0.5 <sup>1)</sup>	0.6	0.9	2.0	3.5	8.5	10.0 <sup>2)</sup>	10.0 <sup>2)</sup>
6		<0.5 <sup>1)</sup>	0.6	0.9	1.8	3.2	7.4	10.0 <sup>2)</sup>	10.0 <sup>2)</sup>
8		<0.5 <sup>1)</sup>	0.5	0.8	1.6	2.6	5.2	8.3	10.0 <sup>2)</sup>
10			0.5	0.8	1.4	2.2	3.9	6.0	10.0 <sup>2)</sup>
13			0.5	0.7	1.3	2.0	3.6	5.4	10.0 <sup>2)</sup>
16				0.6	1.2	1.9	3.2	4.6	8.4
20					1.2	1.8	3.1	4.4	7.8
25					1.2	1.8	3.0	4.2	7.3
32						1.7	2.8	3.9	6.8
40							2.7	3.8	6.5
50							2.5	3.5	5.7
63									5.3

Short-circuit selectivity **Characteristic C** towards fuse link **DII-DIV\***)

PL7	DII-DIV gL/gG								
$I_n$ [A]	10	16	20	25	35	50	63	80	100
0.75	1.0	10.0 <sup>2)</sup>	10.0 <sup>2)</sup>	10.0 <sup>2)</sup>	10.0 <sup>2)</sup>	10.0 <sup>2)</sup>	10.0 <sup>2)</sup>	10.0 <sup>2)</sup>	10.0 <sup>2)</sup>
1.0	<0.5 <sup>1)</sup>	1.2	10.0 <sup>2)</sup>	10.0 <sup>2)</sup>	10.0 <sup>2)</sup>	10.0 <sup>2)</sup>	10.0 <sup>2)</sup>	10.0 <sup>2)</sup>	10.0 <sup>2)</sup>
1.6	<0.5 <sup>1)</sup>	<0.5 <sup>1)</sup>	1.0	2.2	10.0 <sup>2)</sup>	10.0 <sup>2)</sup>	10.0 <sup>2)</sup>	10.0 <sup>2)</sup>	10.0 <sup>2)</sup>
2	<0.5 <sup>1)</sup>	<0.5 <sup>1)</sup>	0.8	1.6	10.0 <sup>2)</sup>	10.0 <sup>2)</sup>	10.0 <sup>2)</sup>	10.0 <sup>2)</sup>	10.0 <sup>2)</sup>
4	<0.5 <sup>1)</sup>	<0.5 <sup>1)</sup>	0.6	0.8	1.8	3.6	9.7	10.0 <sup>2)</sup>	10.0 <sup>2)</sup>
5	<0.5 <sup>1)</sup>	<0.5 <sup>1)</sup>	0.6	0.7	1.5	2.7	7.3	10.0 <sup>2)</sup>	10.0 <sup>2)</sup>
6		<0.5 <sup>1)</sup>	0.5	0.6	1.4	2.4	5.5	10.0 <sup>2)</sup>	10.0 <sup>2)</sup>
8		<0.5 <sup>1)</sup>	<0.5 <sup>1)</sup>	0.6	1.3	2.2	4.7	8.7	10.0 <sup>2)</sup>
10			<0.5 <sup>1)</sup>	0.6	1.3	2.0	3.6	5.4	10.0 <sup>2)</sup>
13					1.3	1.9	3.3	5.0	9.4
16					1.2	1.8	3.2	4.4	8.0
20					1.2	1.8	3.1	4.1	7.0
25						1.7	2.8	3.8	6.5
32							2.7	3.7	6.2
40								3.5	5.9
50									5.5
63									

Short-circuit selectivity **Characteristic D** towards fuse link **DII-DIV\***)

PL7	DII-DIV gL/gG								
$I_n$ [A]	10	16	20	25	35	50	63	80	100
2	<0.5 <sup>1)</sup>	<0.5 <sup>1)</sup>	0.6	1.0	2.8	5.8	10.0 <sup>2)</sup>	10.0 <sup>2)</sup>	10.0 <sup>2)</sup>
4		<0.5 <sup>1)</sup>	0.6	0.9	2.0	3.8	9.5	10.0 <sup>2)</sup>	10.0 <sup>2)</sup>
5		<0.5 <sup>1)</sup>	0.5	0.7	1.7	3.1	7.0	10.0 <sup>2)</sup>	10.0 <sup>2)</sup>
6			0.5	0.7	1.5	2.6	5.3	9.1	10.0 <sup>2)</sup>
8			<0.5 <sup>1)</sup>	0.7	1.4	2.2	3.9	6.0	10.0 <sup>2)</sup>
10				0.7	1.2	1.9	3.4	5.0	9.5
13					1.2	1.8	3.2	4.6	8.6
16						1.6	2.7	4.0	7.4
20						1.5	2.5	3.5	6.7
25							2.4	3.4	6.2
32								2.8	5.0
40									4.8

<sup>1)</sup> Selectivity limit current  $I_s$  under 0.5 kA

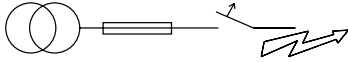
<sup>2)</sup> Selectivity limit current  $I_s$  = rated breaking capacity  $I_{cn}$  of the MCB

Darker areas: no selectivity

**Short-circuit Selectivity PL7 towards D01-D03 fuse link**

In case of short-circuit, there is selectivity between the miniature circuit breakers PL7 and the upstream fuses up to the specified values of the selectivity limit current  $I_s$  [kA] (i. e. in case of short-circuit currents  $I_{sc}$  under  $I_s$  only the MCB will trip, in case of short-circuit currents above this value both protective devices will respond).

\*) basically in accordance with EN 60898-1 D.5.2.b



Short-circuit selectivity **Characteristic B** towards fuse link **D01-D03\***)

PL7 $I_n$ [A]	DII-DIV gL/gG								
	10	16	20	25	35	50	63	80	100
2	<0.5 <sup>1)</sup>	<0.5 <sup>1)</sup>	0.6	1.0	10.0 <sup>2)</sup>	10.0 <sup>2)</sup>	10.0 <sup>2)</sup>	10.0 <sup>2)</sup>	10.0 <sup>2)</sup>
4	<0.5 <sup>1)</sup>	<0.5 <sup>1)</sup>	0.5	0.9	2.5	10.0 <sup>2)</sup>	10.0 <sup>2)</sup>	10.0 <sup>2)</sup>	10.0 <sup>2)</sup>
5		<0.5 <sup>1)</sup>	0.5	0.8	1.7	4.0	7.0	10.0 <sup>2)</sup>	10.0 <sup>2)</sup>
6		<0.5 <sup>1)</sup>	0.5	0.8	1.6	3.6	6.0	10.0 <sup>2)</sup>	10.0 <sup>2)</sup>
8			0.5	0.8	1.4	2.8	4.3	8.2	10.0 <sup>2)</sup>
10			0.5	0.7	1.3	2.4	3.4	6.0	10.0 <sup>2)</sup>
13			<0.5 <sup>1)</sup>	0.7	1.2	2.3	3.2	5.3	10.0 <sup>2)</sup>
16				0.6	1.1	2.2	2.9	4.6	10.0
20					1.1	2.1	2.8	4.4	9.3
25						1.1	2.0	2.7	8.7
32							2.0	2.6	8.0
40								2.5	7.5
50								2.3	6.7
63									6.2

Short-circuit selectivity **Characteristic C** towards fuse link **D01-D03\***)

PL7 $I_n$ [A]	DII-DIV gL/gG								
	10	16	20	25	35	50	63	80	100
0.75	<0.5 <sup>1)</sup>	10.0 <sup>2)</sup>	10.0 <sup>2)</sup>	10.0 <sup>2)</sup>	10.0 <sup>2)</sup>	10.0 <sup>2)</sup>	10.0 <sup>2)</sup>	10.0 <sup>2)</sup>	10.0 <sup>2)</sup>
1.0	<0.5 <sup>1)</sup>	10.0 <sup>2)</sup>	10.0 <sup>2)</sup>	10.0 <sup>2)</sup>	10.0 <sup>2)</sup>	10.0 <sup>2)</sup>	10.0 <sup>2)</sup>	10.0 <sup>2)</sup>	10.0 <sup>2)</sup>
1.6	<0.5 <sup>1)</sup>	0.5	0.6	0.9	10.0 <sup>2)</sup>	10.0 <sup>2)</sup>	10.0 <sup>2)</sup>	10.0 <sup>2)</sup>	10.0 <sup>2)</sup>
2	<0.5 <sup>1)</sup>	<0.5 <sup>1)</sup>	0.5	0.7	10.0 <sup>2)</sup>	10.0 <sup>2)</sup>	10.0 <sup>2)</sup>	10.0 <sup>2)</sup>	10.0 <sup>2)</sup>
4	<0.5 <sup>1)</sup>	<0.5 <sup>1)</sup>	<0.5 <sup>1)</sup>	0.6	1.6	4.0	7.6	10.0 <sup>2)</sup>	10.0 <sup>2)</sup>
5		<0.5 <sup>1)</sup>	<0.5 <sup>1)</sup>	0.5	1.3	3.1	5.7	10.0 <sup>2)</sup>	10.0 <sup>2)</sup>
6		<0.5 <sup>1)</sup>	<0.5 <sup>1)</sup>	<0.5 <sup>1)</sup>	1.2	2.7	4.5	10.0 <sup>2)</sup>	10.0 <sup>2)</sup>
8		<0.5 <sup>1)</sup>	<0.5 <sup>1)</sup>	<0.5 <sup>1)</sup>	1.2	2.5	4.0	8.6	10.0 <sup>2)</sup>
10			<0.5 <sup>1)</sup>	<0.5 <sup>1)</sup>	1.2	2.3	3.1	5.4	10.0 <sup>2)</sup>
13					1.1	2.2	3.0	4.9	10.0 <sup>2)</sup>
16						1.1	2.1	2.8	9.5
20							1.0	2.0	8.3
25								1.9	7.8
32									7.3
40									7.0
50									6.5
63									

Short-circuit selectivity **Characteristic D** towards fuse link **D01-D03\***)

PL7 $I_n$ [A]	DII-DIV gL/gG								
	10	16	20	25	35	50	63	80	100
4		<0.5 <sup>1)</sup>	0.5	0.7	1.7	4.6	7.7	10.0 <sup>2)</sup>	10.0 <sup>2)</sup>
5		<0.5 <sup>1)</sup>	<0.5 <sup>1)</sup>	0.6	1.5	3.5	5.8	10.0 <sup>2)</sup>	10.0 <sup>2)</sup>
6			<0.5 <sup>1)</sup>	0.5	1.3	2.9	4.5	9.0	10.0 <sup>2)</sup>
8			<0.5 <sup>1)</sup>	0.5	1.2	2.4	3.5	6.0	10.0 <sup>2)</sup>
10				0.5	1.1	2.2	3.0	5.0	10.0 <sup>2)</sup>
13					1.1	2.1	2.9	4.6	10.0 <sup>2)</sup>
16						1.9	2.6	3.9	9.0
20							1.7	2.3	8.0
25								2.2	7.5
32									6.0
40									5.7

<sup>1)</sup> Selectivity limit current  $I_s$  under 0.5 kA

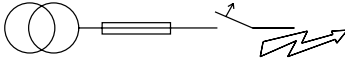
<sup>2)</sup> Selectivity limit current  $I_s$  = rated breaking capacity  $I_{cn}$  of the MCB

Darker areas: no selectivity

### Short-circuit Selectivity PL7 towards NH-00 fuse link

In case of short-circuit, there is selectivity between the miniature circuit breakers PL7 and the upstream fuses up to the specified values of the selectivity limit current  $I_s$  [kA] (i. e. in case of short-circuit currents  $I_{ks}$  under  $I_s$  only the MCB will trip, in case of short-circuit currents above this value both protective devices will respond).

\*) basically in accordance with EN 60898-1 D.5.2.b



Short-circuit selectivity **Characteristic B** towards fuse link **NH-00\***)

PL7	NH-00 gL/gG												
$I_n$ [A]	16	20	25	32	35	40	50	63	80	100	125	160	
2	<0.5 <sup>1)</sup>	0.5	1.0	2.5	10.0 <sup>2)</sup>	10.0 <sup>2)</sup>	10.0 <sup>2)</sup>	10.0 <sup>2)</sup>	10.0 <sup>2)</sup>	10.0 <sup>2)</sup>	10.0 <sup>2)</sup>	10.0 <sup>2)</sup>	
4	<0.5 <sup>1)</sup>	<0.5 <sup>1)</sup>	0.8	1.3	2.3	4.3	10.0 <sup>2)</sup>	10.0 <sup>2)</sup>	10.0 <sup>2)</sup>	10.0 <sup>2)</sup>	10.0 <sup>2)</sup>	10.0 <sup>2)</sup>	
5	<0.5 <sup>1)</sup>	<0.5 <sup>1)</sup>	0.7	1.1	1.6	2.2	3.6	4.8	8.9	10.0 <sup>2)</sup>	10.0 <sup>2)</sup>	10.0 <sup>2)</sup>	
6	<0.5 <sup>1)</sup>	<0.5 <sup>1)</sup>	0.7	1.1	1.5	2.0	3.3	4.3	7.6	10.0 <sup>2)</sup>	10.0 <sup>2)</sup>	10.0 <sup>2)</sup>	
8	<0.5 <sup>1)</sup>	<0.5 <sup>1)</sup>	0.6	1.0	1.3	1.7	2.6	3.3	5.2	10.0 <sup>2)</sup>	10.0 <sup>2)</sup>	10.0 <sup>2)</sup>	
10	<0.5 <sup>1)</sup>	0.6	0.9	1.2	1.5	2.2	2.7	4.0	9.0	10.0 <sup>2)</sup>	10.0 <sup>2)</sup>		
13	<0.5 <sup>1)</sup>	0.6	0.8	1.1	1.4	2.1	2.6	3.8	7.9	10.0 <sup>2)</sup>	10.0 <sup>2)</sup>		
16		0.5	0.7	1.0	1.3	1.9	2.4	3.4	6.4	9.3	10.0 <sup>2)</sup>		
20			0.7	1.0	1.3	1.9	2.4	3.3	6.0	8.7	10.0 <sup>2)</sup>		
25			0.7	1.0	1.3	1.8	2.3	3.2	5.7	8.0	10.0 <sup>2)</sup>		
32				0.9	1.2	1.7	2.2	3.1	5.4	7.6	10.0 <sup>2)</sup>		
40							2.1	3.0	5.1	7.2	10.0 <sup>2)</sup>		
50							1.9	2.8	4.7	6.6	9.5		
63								4.4	6.3	8.6			

Short-circuit selectivity **Characteristic C** towards fuse link **NH-00\***)

PL7	NH-00 gL/gG												
$I_n$ [A]	16	20	25	32	35	40	50	63	80	100	125	160	
0.75	10.0 <sup>2)</sup>	10.0 <sup>2)</sup>	10.0 <sup>2)</sup>	10.0 <sup>2)</sup>	10.0 <sup>2)</sup>	10.0 <sup>2)</sup>	10.0 <sup>2)</sup>	10.0 <sup>2)</sup>	10.0 <sup>2)</sup>	10.0 <sup>2)</sup>	10.0 <sup>2)</sup>	10.0 <sup>2)</sup>	
1.0	0.9	10.0 <sup>2)</sup>	10.0 <sup>2)</sup>	10.0 <sup>2)</sup>	10.0 <sup>2)</sup>	10.0 <sup>2)</sup>	10.0 <sup>2)</sup>	10.0 <sup>2)</sup>	10.0 <sup>2)</sup>	10.0 <sup>2)</sup>	10.0 <sup>2)</sup>	10.0 <sup>2)</sup>	
1.6	<0.5 <sup>1)</sup>	0.6	1.3	4.2	10.0 <sup>2)</sup>	10.0 <sup>2)</sup>	10.0 <sup>2)</sup>	10.0 <sup>2)</sup>	10.0 <sup>2)</sup>	10.0 <sup>2)</sup>	10.0 <sup>2)</sup>	10.0 <sup>2)</sup>	
2	<0.5 <sup>1)</sup>	0.6	1.0	2.5	10.0 <sup>2)</sup>	10.0 <sup>2)</sup>	10.0 <sup>2)</sup>	10.0 <sup>2)</sup>	10.0 <sup>2)</sup>	10.0 <sup>2)</sup>	10.0 <sup>2)</sup>	10.0 <sup>2)</sup>	
4	<0.5 <sup>1)</sup>	<0.5 <sup>1)</sup>	0.7	1.0	1.5	2.1	3.6	5.0	10.0	10.0 <sup>2)</sup>	10.0 <sup>2)</sup>	10.0 <sup>2)</sup>	
5	<0.5 <sup>1)</sup>	<0.5 <sup>1)</sup>	0.6	0.8	1.2	1.7	2.8	3.8	8.7	10.0 <sup>2)</sup>	10.0 <sup>2)</sup>	10.0 <sup>2)</sup>	
6	<0.5 <sup>1)</sup>	<0.5 <sup>1)</sup>	0.5	0.8	1.2	1.5	2.5	3.3	5.7	10.0 <sup>2)</sup>	10.0 <sup>2)</sup>	10.0 <sup>2)</sup>	
8	<0.5 <sup>1)</sup>	<0.5 <sup>1)</sup>	0.5	0.8	1.1	1.5	2.3	2.9	4.9	10.0 <sup>2)</sup>	10.0 <sup>2)</sup>	10.0 <sup>2)</sup>	
10		0.5	0.7	1.0	1.4	2.0	2.5	3.8	8.0	10.0 <sup>2)</sup>	10.0 <sup>2)</sup>		
13				1.0	1.3	1.9	2.4	3.6	7.0	10.0 <sup>2)</sup>	10.0 <sup>2)</sup>		
16				1.0	1.3	1.8	2.3	3.3	6.0	8.8	10.0 <sup>2)</sup>		
20				1.0	1.2	1.7	2.2	3.2	5.5	7.7	10.0 <sup>2)</sup>		
25					1.6	2.1	3.0	5.2	7.3	10.0 <sup>2)</sup>			
32					2.1	2.9	5.0	7.0	10.0 <sup>2)</sup>				
40						2.8	4.8	6.7	10.0				
50							4.5	6.3	9.5				
63								5.9	8.4				

Short-circuit selectivity **Characteristic D** towards fuse link **NH-00\***)

PL7	NH-00 gL/gG												
$I_n$ [A]	16	20	25	32	35	40	50	63	80	100	125	160	
4	<0.5 <sup>1)</sup>	<0.5 <sup>1)</sup>	0.7	1.0	1.6	2.2	3.8	5.2	10.0	10.0 <sup>2)</sup>	10.0 <sup>2)</sup>	10.0 <sup>2)</sup>	
5		<0.5 <sup>1)</sup>	0.6	0.9	1.4	1.9	3.2	4.1	7.1	10.0 <sup>2)</sup>	10.0 <sup>2)</sup>	10.0 <sup>2)</sup>	
6		<0.5 <sup>1)</sup>	0.5	0.8	1.2	1.6	2.6	3.3	5.5	10.0 <sup>2)</sup>	10.0 <sup>2)</sup>	10.0 <sup>2)</sup>	
8			0.5	0.8	1.1	1.5	2.2	2.7	4.1	8.7	10.0 <sup>2)</sup>	10.0 <sup>2)</sup>	
10			0.5	0.7	1.0	1.3	1.9	2.5	3.6	7.2	10.0 <sup>2)</sup>	10.0 <sup>2)</sup>	
13				1.0	1.3	1.9	2.3	3.4	6.5	9.5	10.0 <sup>2)</sup>		
16					1.1	1.6	2.0	3.0	5.5	8.0	10.0 <sup>2)</sup>		
20						1.4	1.8	2.8	5.0	7.5	10.0 <sup>2)</sup>		
25							1.8	2.7	4.8	7.0	10.0 <sup>2)</sup>		
32								2.4	4.1	6.2	9.3		
40									4.0	6.0	9.0		

<sup>1)</sup> Selectivity limit current  $I_s$  under 0.5 kA

<sup>2)</sup> Selectivity limit current  $I_s$  = rated breaking capacity  $I_{cn}$  of the MCB

Darker areas: no selectivity

Eaton's electrical business is a global leader with deep regional application expertise in power distribution and circuit protection; power quality, backup power and energy storage; control and automation; life safety and security; structural solutions; and harsh and hazardous environment solutions. Through end-to-end services, channel and an integrated digital platform & insights Eaton is powering what matters across industries and around the world, helping customers solve their most critical electrical power management challenges.

For more information, visit [Eaton.com](https://www.eaton.com).



<http://id1.hu/eaton/xpole-pl7-kismegszakito>

**Eaton Industries (Austria) GmbH**  
Scheydgasse 42  
1210 Vienna  
Austria

**Eaton**  
EMEA Headquarters  
Route de la Longeraie 7  
1110 Morges, Switzerland

© 2022 Eaton  
All Rights Reserved  
Publication No. CA019068EN  
Article number 302783-MK  
February 2022

Changes to the products, to the information contained in this document, and to prices are reserved; as are errors and omissions. Only order confirmations and technical documentation by Eaton is binding. Photos and pictures also do not warrant a specific layout or functionality. Their use in whatever form is subject to prior approval by Eaton. The same applies to trademarks (especially Eaton, Moeller, and Cutler-Hammer). The Terms and Conditions of Eaton apply, as referenced on Eaton Internet pages and Eaton order confirmations.

Eaton is a registered trademark.

All other trademarks are property of their respective owners.

Follow us on social media to get the latest product and support information.

